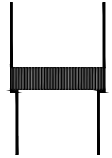




Type sheet

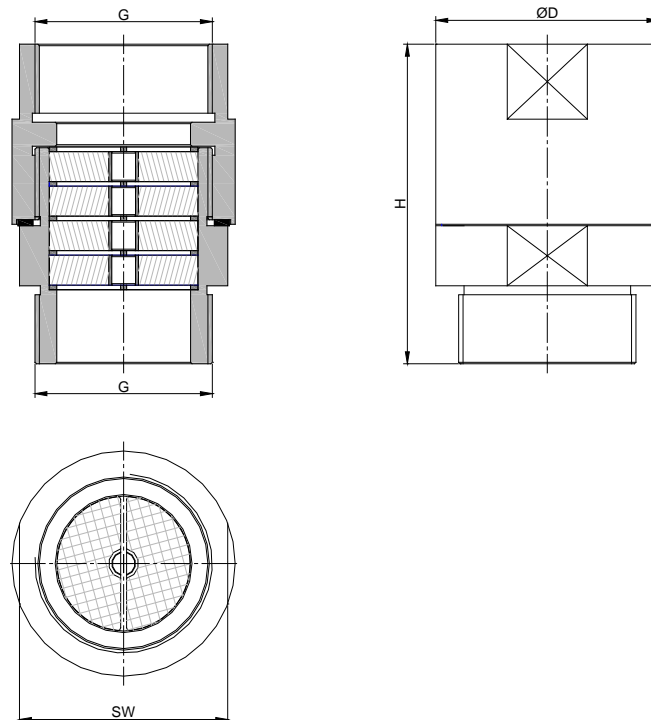
Bi-directional in-line detonation flame arrester
KITO® FS-Det4-IIC-...-1.2



Application

Installation into pipelines as inline detonation flame arrester e. g. for the protection of ignition gas lines or measuring devices. Applicable for all materials of the explosion groups IIA1 up to IIC with a maximum experimental safe gap (MESG) < 0.5 mm. Operating from both sides, for a maximum operating pressure of 1.2 bar abs. and a maximum operating temperature of 60 °C.

Dimension (mm)



thread	D	H	SW	kg
G 1/2"	35	69	30	0.4
G 3/4"	40	69	36	
G 1"	45	69	41	0.6
G 1 1/4"	55	107	50	
G 1 1/2"	60	107	55	
G 2"	75	107	70	2.0

Weight refers to the standard design

Example for order

KITO® FS-Det4-IIC-1"-1.2

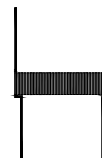
(design with threaded connection G 1")

Type examination certificate to EN ISO 16852 and CE-marking in accordance to ATEX-Directive 2014/34/EU

Type sheet

Bi-directional in-line detonation flame arrester

KITO® FS-Det4-IIC-...-1.2



Design

	standard	optionally
housing	stainless steel mat. no. 1.4571	
gasket	PTFE	
KITO®-grid	stainless steel mat. no. 1.4571	
interlayer	stainless steel mat. no. 1.4571	
connection	thread inside and outside	

Performance curves

Flow capacity V based on air of a density $\rho = 1.29 \text{ kg/m}^3$ at $T = 273 \text{ K}$ and atmospheric pressure $p = 1.013 \text{ mbar}$. For other gases the flow can be approximately calculated by

$$\dot{V} = \dot{V}_b \cdot \sqrt{\frac{\rho_b}{1.29}} \quad \text{or} \quad \dot{V}_b = \dot{V} \cdot \sqrt{\frac{1.29}{\rho_b}}$$

