



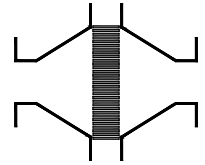
## Type sheet

Bi-directional in-line detonation flame arrester, short-time burning proof

**KITO® RG-Det4-IIB3-...-1.2**

**KITO® RG-Det4-IIB3-...-1.2-T (-TT)**

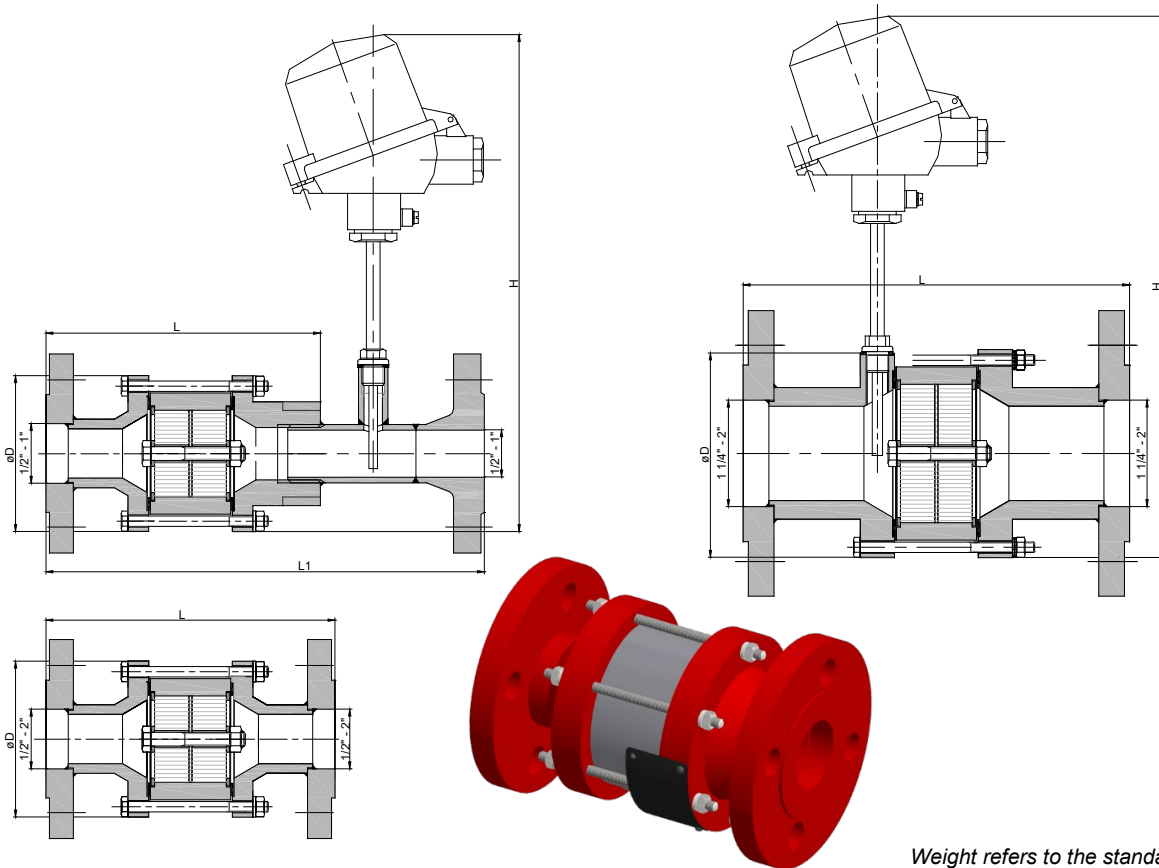
-design with flange connection-



### Application

For installation into pipes to the protection of vessels and components against **stable** detonation of flammable liquids and gases. Tested and approved as detonation flame arrester **type 4**. Approved for all substances of explosion groups IIA1 to IIB3 with a maximum experimental safe gap (MESG)  $\geq 0.65$  mm. Bi-directionally working in pipes, whereby an operating pressure of 1.2 bar abs. and an operating temperature of 60 °C must not be exceeded. All sizes are tested against "stabilized burning" and withstand this up to a max. burn time BT  $\leq 6.0$  min. To detect a "stabilized burning" a thermocouple must be installed at each endangered side. Mounting is acceptable in any position, in horizontal as well as in vertical pipes.

### Dimension (mm)



Weight refers to the standard design

	DN		D	L (DIN)	L (ASME)	L1 (DIN)	L1 (ASME)	H	kg
	DIN	ASME							
1/2"	15 PN 40	1/2"	90	173	173	270	270	290	3,7
3/4"	20 PN 40	3/4"		169	169	266	266		4,3
1"	25 PN 40	1"		169	169	266	266		4,6
1 1/4"	32 PN 40	1 1/4"	120	192	192	-	-	315	9,3
1 1/2"	40 PN 40	1 1/2"		202	202				9,8
2"	50 PN 16	2"		226	226				11,5

### Example for order

**KITO® RG-Det4-IIB3-1 1/4"-1.2-T DN 32**

(design with flange connection DN 32 PN 40 and a temperature sensor)

**Type examination certificate to EN ISO 16852 and CE-marking in accordance to ATEX-Directive 2014/34/EU**

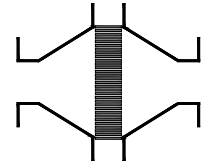
## Type sheet

Bi-directional in-line detonation flame arrester, short-time burning proof

**KITO® RG-Det4-IIB3-...-1.2**

**KITO® RG-Det4-IIB3-...-1.2-T (-TT)**

-design with flange connection-



### Design

	standard	optionally
housing	steel	stainless steel mat. no. 1.4571
gasket	HD 3822	PTFE
KITO®-flame arrester element	completely interchangeable	
KITO®-casing / KITO®-grid	stainless steel mat. no. 1.4301 / 1.4310	stainless steel mat. no. 1.4571 / 1.4571
bolts / nuts	A2	A4
temperature sensor		PT 100, connection 1/4", 1.4571
flange connection	EN 1092-1 type B1	ASME B16.5 Class 150 RF

### Performance curves

Flow capacity  $\dot{V}$  based on air of a density  $\rho = 1.29 \text{ kg/m}^3$  at  $T = 273 \text{ K}$  and atmospheric pressure  $p = 1.013 \text{ mbar}$ . For other gases the flow can be approximately calculated by

$$\dot{V} = \dot{V}_b \cdot \sqrt{\frac{\rho_b}{1.29}} \quad \text{or} \quad \dot{V}_b = \dot{V} \cdot \sqrt{\frac{1.29}{\rho_b}}$$

