

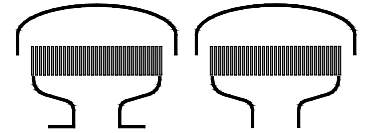


Type sheet

Deflagration and endurance burning proof ventilation hood

KITO® BEH-4-IIA-...-A


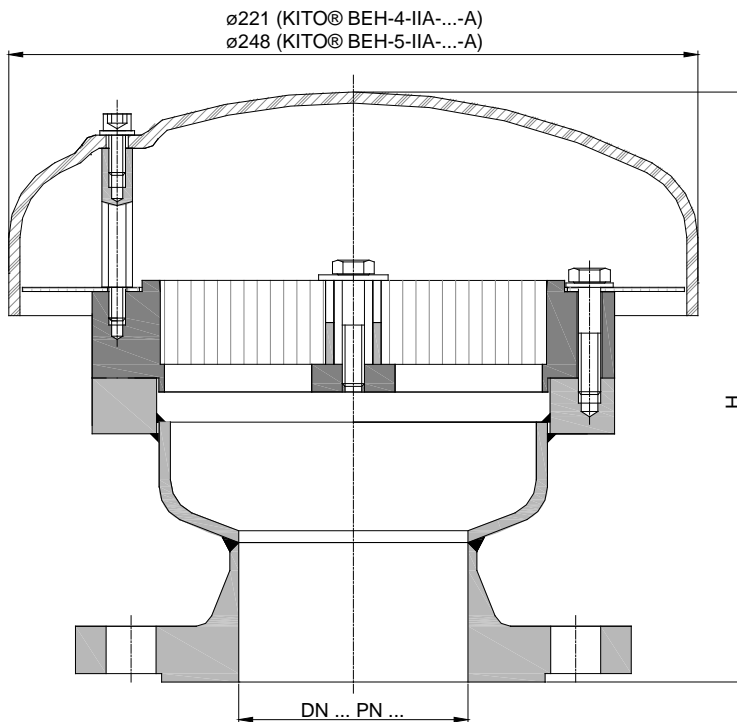
KITO® BEH-5-IIA-...-A



Application

As end of line device for venting connections in tank systems, explosion and endurance burning proof for certain flammable products of explosion group IIA with a maximum experimental safe gap (MESG) > 0.9 mm and an maximum operating temperature of 60 °C. Installation on top of storage tanks, tank access covers or at the end of breather lines. This device is not permitted to be installed in enclosed areas, if it is not ventilated and explosive atmosphere could arise. The end of line device protects against flashback into the tank/pipe. The gases of the storage medium pass unhindered into the atmosphere.

Dimensions (mm)



DIN	DN		BEH-4-...	H	BEH-5-...	weight (kg)	
	ASME	G				BEH-4-...	BEH-5-...
25 PN 40	1"	1"	195	-	-	7.5	-
32 PN 40	1 1/4"	1 1/4"	195	-	-	8.0	-
40 PN 40	1 1/2"	1 1/2"	196	-	-	8.5	-
50 PN 16	2"	2"	196	210	-	9.0	11.0
65 PN 16	2 1/2"	2 1/2"	197	220	-	9.0	13.0
80 PN 16	3"	3"	197	220	-	10.0	14.0
100 PN 16	4"	4"	-	220	-	-	14.5

Weight refers to the standard design

Example to order

KITO® BEH-4-IIA-25-A

(design with flange connection DN 25 PN 40)

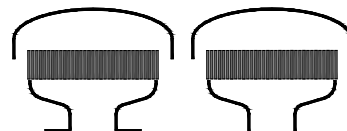
Type examination certificate to EN ISO 16852 and CE-marking in accordance to ATEX-Directive 2014/34/EU

Type sheet

Deflagration and endurance burning proof ventilation hood

KITO® BEH-4-IIA-...-A

KITO® BEH-5-IIA-...-A



Design

	standard	optionally
housing	steel	stainless steel mat. no. 1.4571
KITO®-flame arrester element	completely interchangeable	
KITO®-casing / KITO®-grid	stainless steel mat. no. 1.4308 / 1.4310	stainless steel mat. no. 1.4408 / 1.4571
weather hood	PMMA	
protective screen	PA6	
connection	flange EN 1092-1 type B1	flange ASME B16.5 Class 150 RF, threaded format

performance curves

Flow capacity V based on air of a density $\rho = 1.29 \text{ kg/m}^3$ at $T = 273 \text{ K}$ and atmospheric pressure $p = 1.013 \text{ mbar}$. For other gases the flow can be approximately calculated by

$$\dot{V} = \dot{V}_b \cdot \sqrt{\frac{\rho_b}{1.29}} \quad \text{or} \quad \dot{V}_b = \dot{V} \cdot \sqrt{\frac{1.29}{\rho_b}}$$

