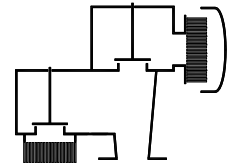


Type sheet

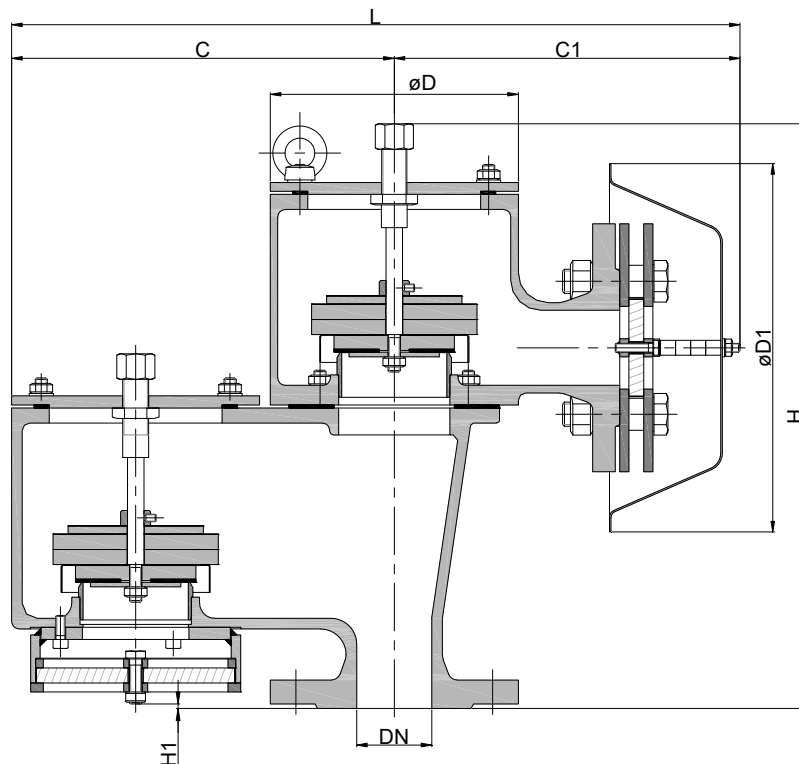
Deflagration proof pressure and vacuum relief valve
KITO® VD/KG-PA-IIB3-...



Application

As end-of-line armature, for venting apertures on tank installations. Tested and approved against atmospheric deflagrations for all materials of the explosion group IIB3 with a maximum experimental safe gap (MESG) ≥ 0.65 mm and an maximum operating temperature of 60 °C. Used mainly as venting and breather device for fixed roof tanks. Used to prevent inadmissible pressure and vacuum and to minimize unwelcome gas losses or inadmissible emissions respectively. The housing is mounted perpendicularly on a tank roof.

Dimensions (mm) and settings (mbar)



DN		C	C1	D	D1	H	H1	L	kg	setting	
DIN	ASME									vacuum	pressure
50	PN 16	255	230	165	245	389	3	485		2-60	2-60
80	PN 16	300	320	192	286	488		620			
100	PN 16	400	340	240	331	548		740			
150	PN 16	555	405	350	405	656		960			
200	PN 10	625	455	390	465	776		1080			
250	PN 10	705	460	460	550	876	12	1165			
300	PN 10										

Indicated weights are understood without weight load and refer to the standard design

Example for order

KITO® VD/KG-PA-IIB3-50

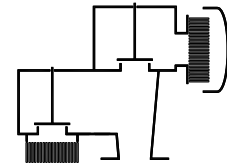
(design DN 50 with flange connection DN 50 PN 16)

Type examination certificate to EN ISO 16852 and CE-marking in accordance to ATEX-Directive 2014/34/EU

page 1 of 2

Type sheet

Deflagration proof pressure and vacuum relief valve
KITO® VD/KG-PA-IIB3-...



Design

	standard	optionally
housing upper part (PN 1)	cast steel mat. no. 1.0619	stainless cast steel mat. no. 1.4408
housing lower part	cast steel mat. no. 1.0619 / steel	stainless cast steel mat. no. 1.4408 / 1.4571
cover	steel	stainless steel mat. no. 1.4301
gasket	PTFE	
valve seat	stainless steel mat. no. 1.4571	
KITO®-flame arrester element	interchangeable	
KITO®-casing / KITO®-grid	stainless steel mat. no. 1.4571 / 1.4310	stainless steel mat. no. 1.4571 / 1.4571
weather hood	stainless steel mat. no. 1.4301	
protective screen	stainless steel mat. no. 1.4301 (DN 200-300)	
flange connection	EN 1092-1 type B1	ASME B16.5 Class 150 RF

Design valve pallet

design	pressure range I 2 - < 3.5 mbar	pressure range II ≥ 3.5 - 14 mbar	pressure range III > 14 - 35 mbar	pressure range IV > 35 - 60 mbar
pallet	aluminum	stainless steel mat. no. 1.4571	stainless steel mat. no. 1.4571	stainless steel mat. no. 1.4571
valve spindle	aluminum / stainless steel mat. no. 1.4571	stainless steel mat. no. 1.4571	stainless steel mat. no. 1.4571	stainless steel mat. no. 1.4571
valve sealing	FEP & HD3822	FEP & HD3822	PTFE	PTFE

Performance curves

Flow capacity V based on air of a density $\rho = 1.29 \text{ kg/m}^3$ at $T = 273 \text{ K}$ and atmospheric pressure $p = 1.013 \text{ mbar}$. For other gases the flow can be approximately calculated by

$$\dot{V}_{20\%} = \dot{V}_b \cdot \sqrt{\frac{\rho_b}{1.29}} \quad \text{or} \quad \dot{V}_b = \dot{V}_{20\%} \cdot \sqrt{\frac{1.29}{\rho_b}}$$

The indicated flow rates will be reached by an accumulation of 20 % above valve's setting. If the allowable overpressure is less 40%, please consult der factory for the corrected volume flow.

